



Term 3 Literacy Information Sheet

Tracking Meaning while Reading

A fabulous way of supporting your child with their literacy learning at home is using sticky notes. During reading activities at school, students use sticky notes to record useful information to assist with their understanding. As students read independently, they stick their notes to specific parts of the book. They then return to the pages with attached information to recall their thinking.

Your child might use a sticky note to record;




- a new word or question they wish to clarify
- a short summary about what has happened so far in the book (see picture below)
- key words that mark an important part of the story
- a simple image about what they are reading



What can you do at home to support your child with this?

- Remind your child to collect sticky notes and a pen before they start reading
- Ask your child to share their notes with you when they have finished reading
- After reading, ask them;
 - What new words did you read? What do you think they mean?
 - Do you need to clarify any new information or words?
 - What other thinking did you record? Share any comments or summaries that your child may have recorded.

Here are some examples of using sticky notes to track meaning.



Thanks for your continued support at home.

Anita Dell'Orso
Literacy Leader